

TEL. 9554725, 55110031

PABX-575,

Mail: fxdeal@janatabank-bd.com

Exchange Rate Circular - 101

EFFECTIVE DATE: 03-05 June 2021

JANATA BANK LIMITED

TREASURY DEPT.(FRONT OFFICE)

HEAD OFFICE, DHAKA

INDICATIVE ONLY: Rates may vary in the

same day

For Previous Rate Sheet Click

<https://goo.gl/URA0t4>

DATE : 03 Jun 2021

Thursday

A) CROSS RATE OF SYD, TOK, HKG & S.E. ASIAN MARKETS AS ON 03/06/2021

	GBP/USD	EUR/USD	USD/JPY	USD/C.DLR	USD/S.FRA	AUD/USD
SELLING	1.4170	1.2207	109.6700	1.1947	0.8983	0.7808
BUYING	1.4166	1.2206	109.6800	1.1947	0.8984	0.7808

B) JANATA BANK LTD'S CASH CURRENCY & T.C TO PUBLIC TK PER UNIT OF FOREIGN CURRENCY

SELLING	CURRENCY	BUYING	SELLING	CURRENCY	BUYING
86.8000	US Dollar	84.2000	23.5000	Saudi Riyal	22.0000
118.7000	G. B. Pound	113.2000	24.0000	UAE. Dirham	22.5000
104.1000	Euro	100.0000	20.8000	MAL.Ringit	18.0000
66.8290	Aus. Dollar	57.3790	1.2400	Indian Rupee	1.1500

BE SAME AS SELLING T.T.& O.D AND BUYING O.D. TRANSFER

SELLING		NAME OF CURRENCY	BUYING			
T.T.& O.D.	B.C.		T.T.CLEAN	T.T.DOC	O.D.SIGHT EXP.BILLS	O.D. TRANSFER
84.9500	84.9500	US Dollar	84.2000	84.1500	84.1000	83.9000
122.4685	122.6110	G. B. POUND	118.8210	118.6435	118.3933	117.9232
105.7675	106.0041	EURO	101.8581	101.1982	101.0465	100.8447
0.7978	0.8041	JP.YEN	0.7708	0.7640	0.7627	0.7124
73.1292	73.3084	CAN.DLR	71.6822	71.6013	71.3844	70.7219
96.0193	96.1822	SWISS.FRANC	94.5455	94.3453	94.2402	93.6972
223.0000	222.7810	OMANIAN RIYAL	219.1501	211.9164	211.2743	207.0000
11.2500	11.4355	H.K.DLR	10.9255	10.9139	10.8820	10.8502
65.4521	67.8433	SING.DLR	64.0907		62.8358	59.2210
2.7583	2.7627	THI.BAHT	2.7237		2.7128	2.7049
20.8095	20.8291	MAL.RINGIT	20.5479		20.4661	20.4062
23.3010	23.3092	UAE.DIRHAM			22.9816	22.9975
22.8152	22.8732	SAUDI RIYAL			22.5055	22.4400
20.5000	21.8563	QATAR RIYAL				19.0000
284.1320	287.3740	KUWAIT DINAR				257.0000
224.7528	224.0943	BAHRAIN DINAR				216.0355
13.7593	14.3597	CHINESE YUAN				12.5000

D) USANCE RATE:	30 DAYS	60 DAYS	90 DAYS	120 DAYS	150 DAYS	180 DAYS
US Dollar	83.5988	83.1077	82.6165	82.1253	81.6342	81.1430
G. B. POUND	117.7002	117.0071	116.0169	115.6208	114.9277	114.2346
EURO	100.4523	99.8582	99.0093	98.6698	98.0756	97.4815

E) FORWARD RATE:		1 MONTH	2 MONTHS	3 MONTHS	6 MONTHS	1 YEAR
SELLING	US Dollar	85.5270	85.8040	86.1309	87.3119	0.0000
BUYING	US Dollar	84.6053	85.0604	85.3158	86.5315	0.0000


F) NFCD INTT RATE, EFFECT ON: 01.06.2021 To 15.06.2021	1 MONTH	3 MONTHS	6 MONTHS	12 MONTHS
US Dollar	0.08567	0.13105	0.17057	0.24751
G. B. POUND	0.05087	0.08105	0.10574	0.16209
EURO	0.00000	0.00000	0.00000	0.00000


G) LIBOR AS ON 02/06/2021, 60 DAYS 0.11050 90 DAYS 0.13400 180 DAYS 0.16738


H) INDICATIVE RATE OF 01 SDR, USD WITH NTL, CUR OF ACU MEMBERS AS IMF RATE 27/05/2021	IN.RS	N.RS	SL.RS	PK.RS	BD TK	USD
USD 1	72.6404	109.6299	174.4071	134.0475	84.5800	
SDR 1	104.9412	158.3787	251.9603	193.6540	122.1899	1.4447

IN CASE OF AUS. DOLLAR CASH RATE WILL BE USED FOR T.T ALSO

Rates mentioned in row C, D, E and F are applicable only for bank's own customers.


Md. Nur Islam
PO
Prepared By


Syeda Hasinatul Jannat
SPO
Checked By


Shipra Biswas
AGM
Authorized Signature


Md. Yakut Mia
DGM
Authorized Signature